

BR Words

Children's Activity

Overview

Children will explore words that start with "br."

Themes Met:

- #1 Lungs help us breathe
- #2 Healthy lungs help keep our bodies healthy
- #3 Lungs help us do well in school
- #4 We use lungs to do healthy activities
- #5 Breathing helps us manage our feelings

Supplies

Scissors

Glue stick

BR Words Pattern Sheet (appendix A12)

Brown crayons, markers or colored pencils

Extensions/ Adaptations:

This lesson can be extended by counting each type of picture (How many bridges are on your page? How many brooms are on your page?, etc).

Before You Begin

Copy one BR Words Pattern Sheet for each child.

Steps

Pre-Activity Discussion: Ask children what they are doing when they take air into their nose or mouth and let it out (breathing). Ask why it is important to breathe (bring air into our bodies, helps us to be healthy, can help us calm down if we are upset, helps our brains work so we do better in school). Ask what body organ helps us to breathe (lungs). Say the word “breathe” and emphasize the “br” sound at the start of the word. Show them pictures of other “br” words and ask children what the picture is (broom, brush, bridge, bread, brick, branch, breeze, brother - ask who has a brother?). Emphasize the “br” sound at the beginning of each word. Hold up the brown crayon and ask the children what color it is. Emphasize the “br” in the word brown.

1. Give each child a BR Words Pattern Sheet, pair of scissors, glue stick, and a brown crayon/marker/colored pencil.
2. Have children write their name at the top of the page.
3. Have children color in the 3 squares on the page that say “color this square brown.”
4. Have children cut out each of the “br” word pictures in the bottom row. Younger children may need help.
5. Help children to see the patterns in each row. Have children paste the correct picture in each row to continue the pattern.

Head Start Domains & Goals:

P-PMP 3
P-MATH 1, 2, 3, 6, 7
P-SCI 1, 4
P-LC 2
P-LIT 1, 3, 6
P-ATL 4, 7, 9


HighScope Curriculum Content:

3, 4, 5, 17, 21, 23, 24, 25, 29, 32, 38, 45, 48, 49






broom




brick




broom




brick




brush



bread



brush



bread



brothers



branches



brothers



branches

Color this square brown

brown



braid

Color this square brown

brown



braid



bridge



breeze



bridge



breeze



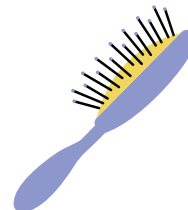
bridge



broom



brothers



brush

Color this square brown

brown