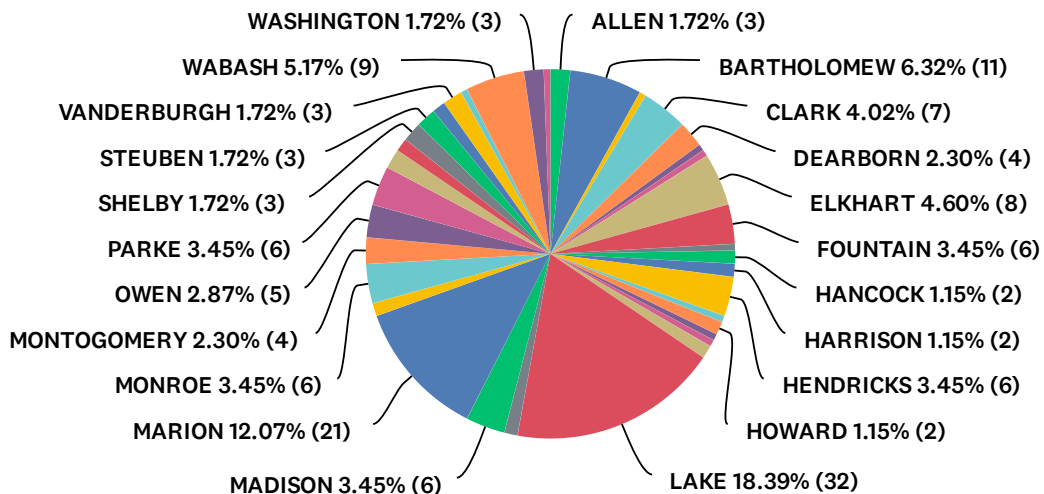


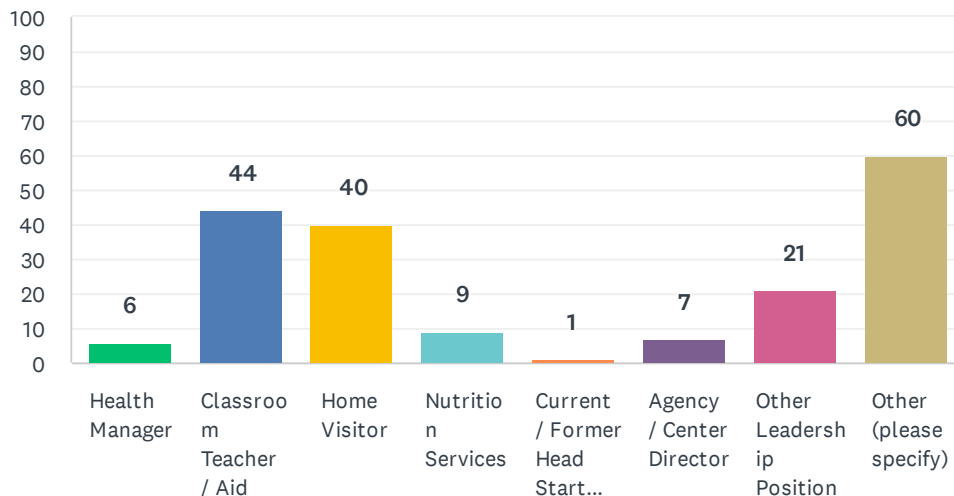
Q1 Counties trained on Breathe Full Training:

Answered: 174 Skipped: 0



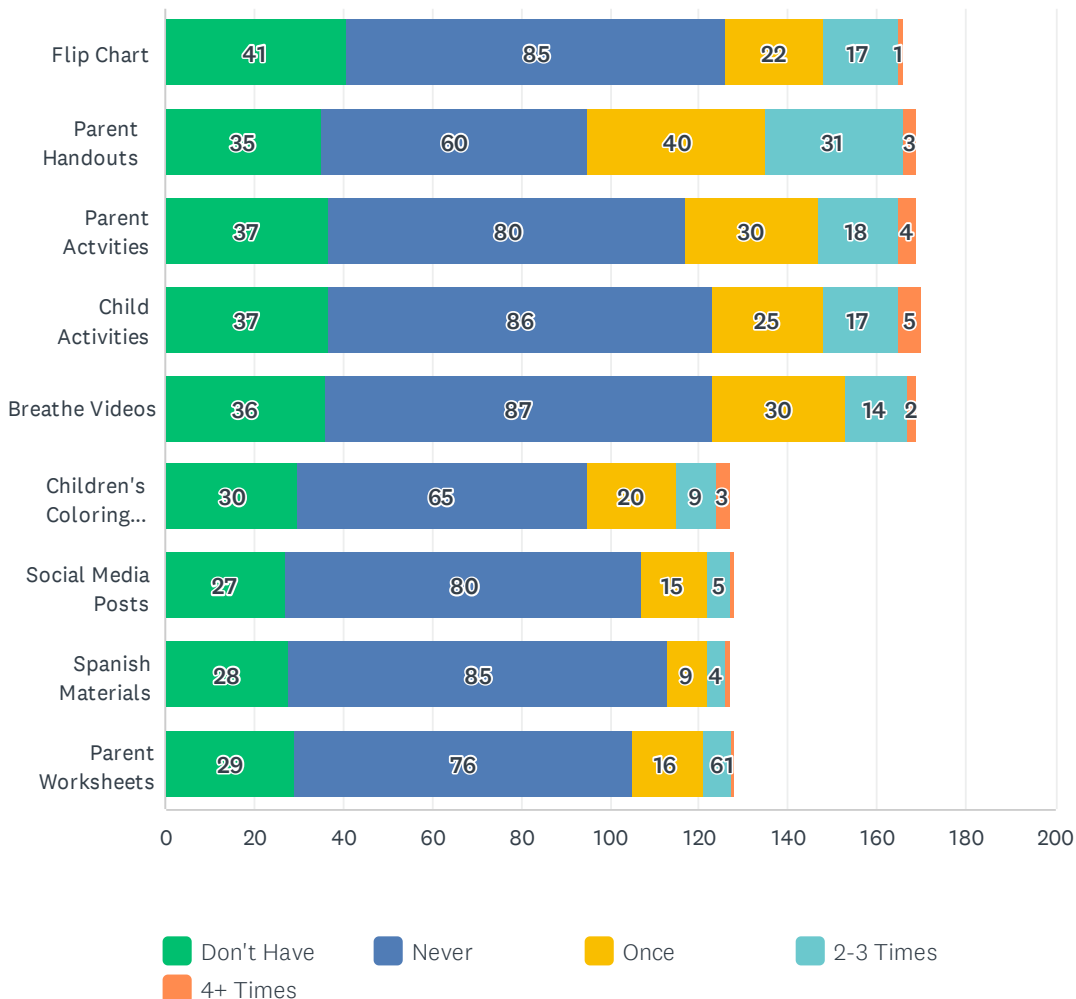
Q2 Please select the title/role that best describes your position(s) within your organization (check all that apply):

Answered: 173 Skipped: 1



Q3 Since completing the “Breathe” Training, HOW OFTEN have you used each of the materials?

Answered: 171 Skipped: 3

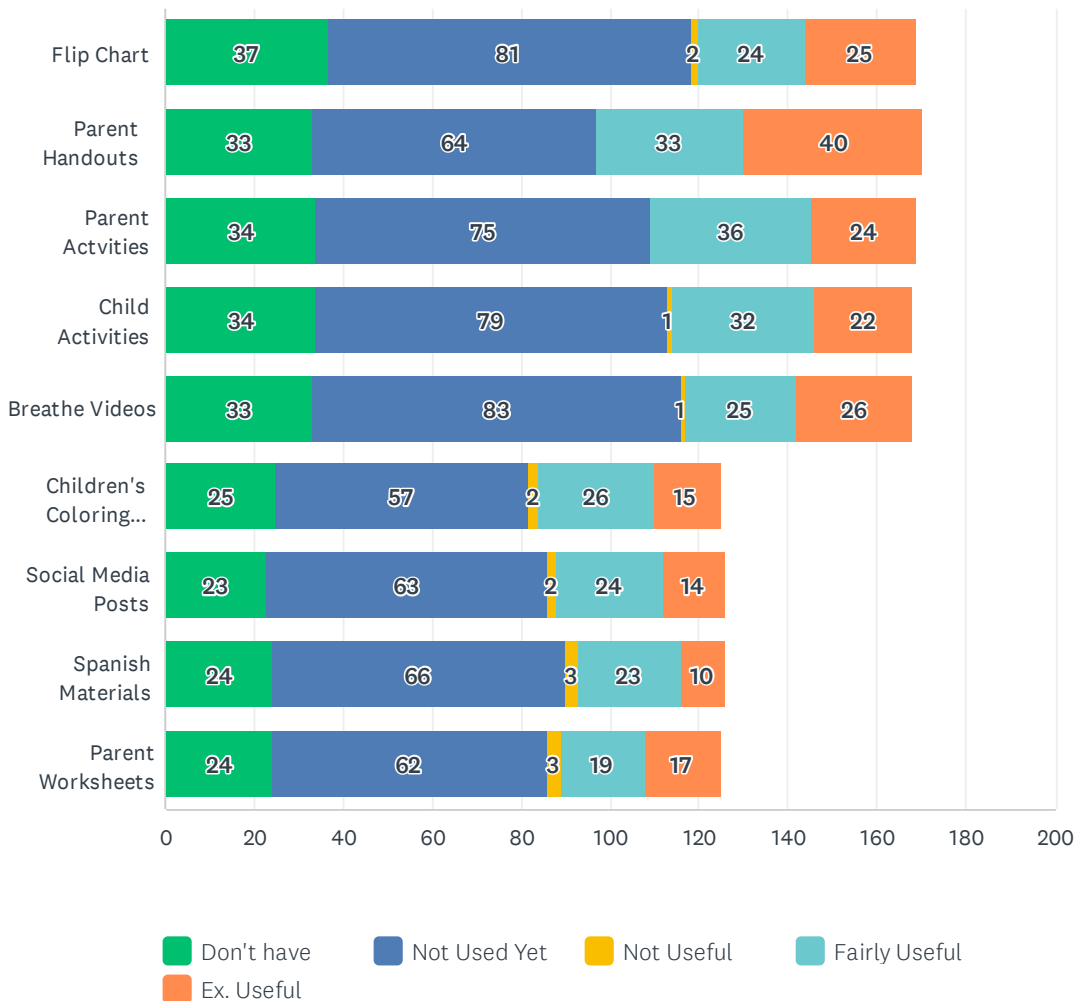


Breathe 1 Month Survey 2021-2023

	DON'T HAVE	NEVER	ONCE	2-3 TIMES	4+ TIMES	TOTAL	WEIGHTED AVERAGE
Flip Chart	24.70% 41	51.20% 85	13.25% 22	10.24% 17	0.60% 1	166	2.11
Parent Handouts	20.71% 35	35.50% 60	23.67% 40	18.34% 31	1.78% 3	169	2.45
Parent Activities	21.89% 37	47.34% 80	17.75% 30	10.65% 18	2.37% 4	169	2.24
Child Activities	21.76% 37	50.59% 86	14.71% 25	10.00% 17	2.94% 5	170	2.22
Breathe Videos	21.30% 36	51.48% 87	17.75% 30	8.28% 14	1.18% 2	169	2.17
Children's Coloring Book/Sheets	23.62% 30	51.18% 65	15.75% 20	7.09% 9	2.36% 3	127	2.13
Social Media Posts	21.09% 27	62.50% 80	11.72% 15	3.91% 5	0.78% 1	128	2.01
Spanish Materials	22.05% 28	66.93% 85	7.09% 9	3.15% 4	0.79% 1	127	1.94
Parent Worksheets	22.66% 29	59.38% 76	12.50% 16	4.69% 6	0.78% 1	128	2.02

Q4 How USEFUL have you found each of the “Breathe” materials to be when providing education on tobacco?

Answered: 170 Skipped: 4

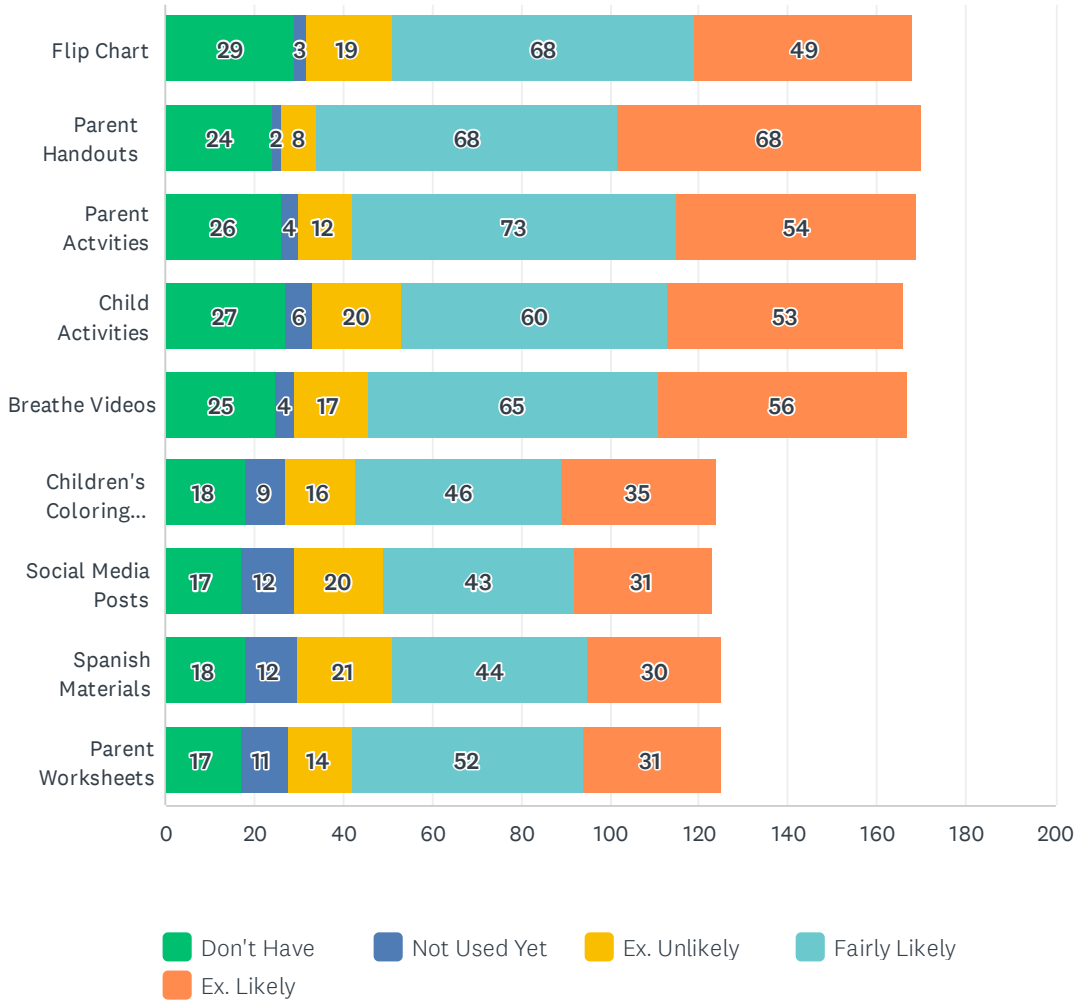


Breathe 1 Month Survey 2021-2023

	DON'T HAVE	NOT USED YET	NOT USEFUL	FAIRLY USEFUL	EX. USEFUL	TOTAL	WEIGHTED AVERAGE
Flip Chart	21.89% 37	47.93% 81	1.18% 2	14.20% 24	14.79% 25	169	2.52
Parent Handouts	19.41% 33	37.65% 64	0.00% 0	19.41% 33	23.53% 40	170	2.90
Parent Activities	20.12% 34	44.38% 75	0.00% 0	21.30% 36	14.20% 24	169	2.65
Child Activities	20.24% 34	47.02% 79	0.60% 1	19.05% 32	13.10% 22	168	2.58
Breathe Videos	19.64% 33	49.40% 83	0.60% 1	14.88% 25	15.48% 26	168	2.57
Children's Coloring Book/Sheets	20.00% 25	45.60% 57	1.60% 2	20.80% 26	12.00% 15	125	2.59
Social Media Posts	18.25% 23	50.00% 63	1.59% 2	19.05% 24	11.11% 14	126	2.55
Spanish Materials	19.05% 24	52.38% 66	2.38% 3	18.25% 23	7.94% 10	126	2.44
Parent Worksheets	19.20% 24	49.60% 62	2.40% 3	15.20% 19	13.60% 17	125	2.54

Q5 IN THE FUTURE, how likely are you to use each of the “Breathe” materials?

Answered: 170 Skipped: 4



Breathe 1 Month Survey 2021-2023

	DON'T HAVE	NOT USED YET	EX. UNLIKELY	FAIRLY LIKELY	EX. LIKELY	TOTAL	WEIGHTED AVERAGE
Flip Chart	17.26% 29	1.79% 3	11.31% 19	40.48% 68	29.17% 49	168	3.63
Parent Handouts	14.12% 24	1.18% 2	4.71% 8	40.00% 68	40.00% 68	170	3.91
Parent Activities	15.38% 26	2.37% 4	7.10% 12	43.20% 73	31.95% 54	169	3.74
Child Activities	16.27% 27	3.61% 6	12.05% 20	36.14% 60	31.93% 53	166	3.64
Breathe Videos	14.97% 25	2.40% 4	10.18% 17	38.92% 65	33.53% 56	167	3.74
Children's Coloring Book/Sheets	14.52% 18	7.26% 9	12.90% 16	37.10% 46	28.23% 35	124	3.57
Social Media Posts	13.82% 17	9.76% 12	16.26% 20	34.96% 43	25.20% 31	123	3.48
Spanish Materials	14.40% 18	9.60% 12	16.80% 21	35.20% 44	24.00% 30	125	3.45
Parent Worksheets	13.60% 17	8.80% 11	11.20% 14	41.60% 52	24.80% 31	125	3.55